

KIRIGAMI PAPER PEOPLE

KIRIGAMI IS THE JAPANESE ART OF CUTTING PAPER (RATHER THAN FOLDING PAPER, WHICH IS KNOWN AS ORIGAMI).




HERE'S HOW TO MAKE A CHAIN OF PEOPLE THAT YOU CAN DECORATE.

WHAT YOU NEED

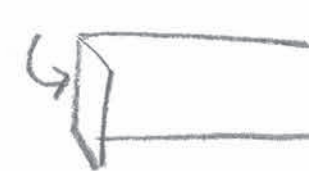
PIECE OF PLAIN WRITING OR PHOTOCOPY PAPER (IT SHOULD BE RECTANGULAR)

SCISSORS


MATERIALS FOR DECORATING THE PEOPLE, LIKE COLOURED PENCILS, GLUE, STICKERS, COLOURED PAPER OR FELT-TIPPERS




1. FOLD YOUR PIECE OF PAPER IN HALF LENGTHWAYS AND CUT IT INTO TWO LONG STRIPS.



2. TAKE ONE STRIP AND FOLD IT INTO EIGHT EQUAL SECTIONS—YOU WANT THE FOLDS TO RESEMBLE AN ACCORDION.



3. IT SHOULD LOOK LIKE THIS.




4. PLACE YOUR PAPER ACCORDION ON THE TABLE WITH THE CUT EDGE TO THE RIGHT.



5. DRAW HALF A DOLL ALONG THE LEFT EDGE, WITH ARMS EXTENDING TO THE RIGHT EDGE.

6. CUT OUT YOUR HALF PERSON, BUT BE CAREFUL NOT TO CUT THE FOLDED EDGE THAT HOLDS HIM/HER TO THEIR OTHER HALF!



7. UNFOLD YOUR PAPER PEOPLE AND DECORATE.

Taken from

**ART
PLAY**

Marion Deuchars

Published by
Laurence King

ISBN: 9781780678764

PB £12.95




LAURENCE KING

KIRIGAMI

YOU CAN MAKE ALL DIFFERENT KINDS OF
KIRIGAMI SHAPES, LIKE DOGS OR HEARTS.

DECORATE THESE CUT-OUTS.



Taken from

ART PLAY

Marion Deuchars

Published by
Laurence King

ISBN: 9781780678764

PB £12.95



LAURENCE KING